

BEFORE YOU BEGIN: You can be on or off the Oxy network to begin the process. Be sure to have your mobile device and application credentials ready.


WHAT IS 2FA? Two Factor Authentication (2FA) is an enhanced security method that validates your identity in a two-step process.

Step 1: Install the VMware Verify Application

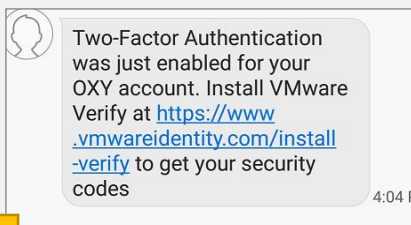
Go to 2faenroll.oxy.com and click “I’m Ready! Install and set-up now”.




Enter in your username and password; then country code and mobile number.



Once prompted via text message (SMS), click on the link. Downloading the app is free.

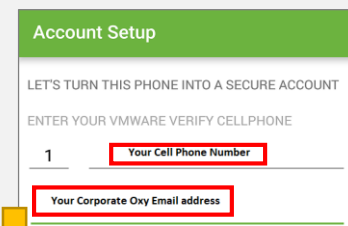


Install VMware Verify from the app store and enter your credentials if required.

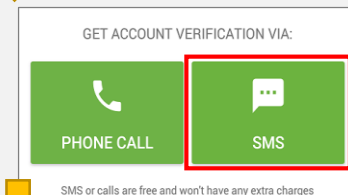


Step 2: Set-up the Application on your Mobile Phone

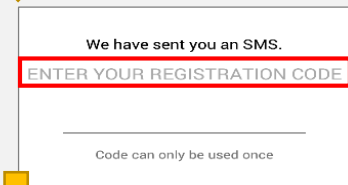
Open the VMware Verify App, then enter in your mobile number and Oxy email address.



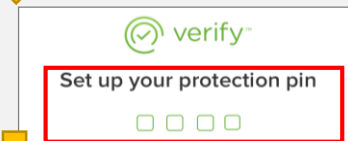
Choose verification via phone call or SMS.



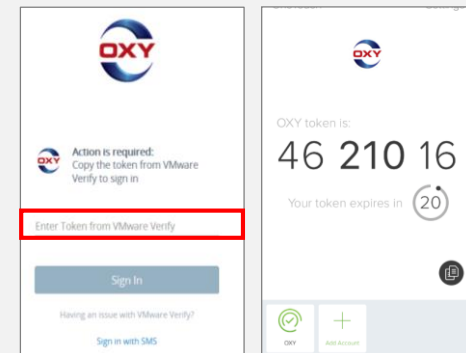
Enter the code you received (phone or SMS) into your phone.



Set up a PIN (used to login into workplace apps). Be sure to “Allow” notifications.



Go back to your web browser, and enter in the token prompted from your phone.



Note: After 20 seconds, you will be provided a new token.


AFTER INITIAL SET-UP: If you are on a non-managed device (laptop, tablet, smartphone) follow the below process

ISSUES? Please call the Oxy Help Desk.

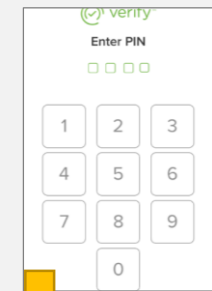
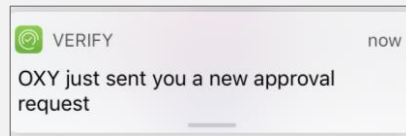
Subsequent Logins After Installation and Set-up

Missing Notification Help

Go to my.oxy.com.
Enter your user name and password.

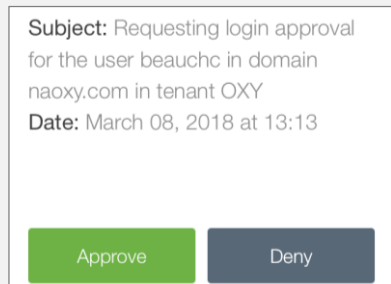


Access your phone – you should see an app notification from VMware Verify pop-up on your screen. Tap on the notification and enter your PIN.

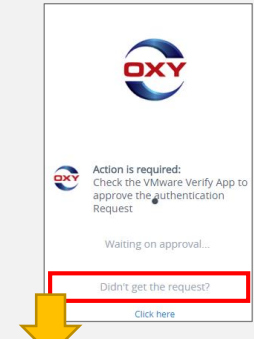


Select “Approve”.

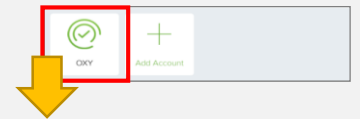
Your browser will automatically redirect you to the application you selected



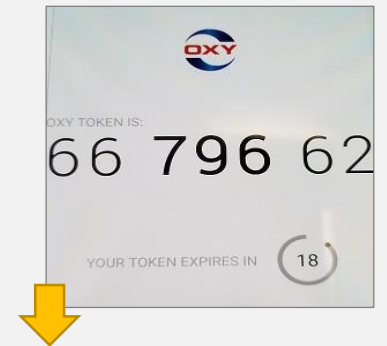
If you failed to get the approval request OR did not answer it in time, click on the following link that says “Click here”.



Open the VMware Verify app, login with your PIN, and click on the “Oxy” listing.



A new token will appear.



On your web browser page, enter in the token listed on your phone.

You should then be automatically redirected to the workplace app you originally selected.

